



Solar Battery Maintainer For 12 Volt Batteries

User Manual



⚠ WARNING: Read and understand all instructions, warnings, and cautions before using this product. Failure to follow the instructions, warnings, and cautions may result in serious personal injury and/or property damage.

Item # 42003

SAVE THESE INSTRUCTIONS

Important Safety Information

Thank you for choosing a Nature Power Product.

Save the receipt and these instructions. It is important that you read the entire manual to become familiar with this product before you begin using it.

This product is designed for certain applications only. the distributor cannot be responsible for issues arising from modification. We strongly recommend this product not be modified and/or used for any application other than that for which it was designed. If you have any question relative to a particular application, Do not use the product until you have first contacted the distributor to determine if it can or should be performed on the product.

For technical question please call 1800-588-0590

WARNING

- Read and understand all instructions. Failure to follow all instructions may result in serious injury or property damage.
- The warnings, cautions, and instructions in this manual cannot cover all possible conditions or situations that could occur. Exercise common sense and caution when using this tool. Always be aware of the environment and ensure that the tool is used in a safe and responsible manner.
- Do not allow persons to operate or assemble the product until they have read this manual and have developed a thorough understanding of how it works.
- Do not modify this product in any way. Unauthorized modification may impair the function and/or safety and could affect the life of the product. There are specific applications for which the product was designed.
- Use the right tool for the job. DO NOT attempt to force small equipment to do the work of larger industrial equipment. There are certain applications for which this equipment was designed. It will be a safer experience and do the job better at the capacity for which it was intended. DO NOT use this equipment for a purpose for which it was not intended.
- Industrial or commercial applications must follow OSHA requirements.



WARNING

This product can expose you to chemicals, including Di (2-ethylhexyl) phthalate (DEHP) which is known to the State of California to cause cancer, birth defects or other reproductive harm. For more information, go to www.p65warnings.ca.gov



ADVERTENCIA

Este producto puede exponerlo a productos químicos, incluidos Di (2-etilhexil) ftalato (DEHP) que el estado de California sabe que causa cáncer, defectos de nacimiento u otros daños reproductivos. Para obtener más información, vaya a www.p65warnings.ca.gov

Intended Use

This solar panel is designed to prevent rechargeable 12 Volt batteries from discharging and damaging themselves when left in storage for long periods of time. Some common uses of 12 Volt batteries are in cars and trucks, ATVs, boats, water pumps, and deer feeders.

Technical Specifications

Property	Specification
Maximum Wattage	Up to 1.5 Watts
Current at Pmax	Up to 83 mA
Solar Panel Type	Amorphous
Measurements	$13 \frac{7}{8} \times 3 \frac{15}{16} \times \frac{1}{2}$ "
Weight	0.99 lbs

Parts List

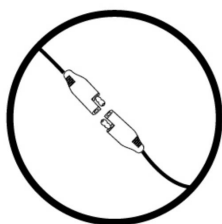
Reference	Part Description	Quantity
1	Solar Panel	2
2	SAE connector to battery Clamps cabel	2
3	SAE connector to DC Plug cable	2
4	Suction Cups	8

Operating Instructions



1. Connect the included battery clamps or DC plug to the wires from the panel by the SAE connectors. fig(1)
2. If using the battrey clamps: Attach the positive battery clamp (red, +) to the positive battery terminal (+) and the negative battery clamp (black, -) to the negative battery terminal (-).

If using the DC plug: insert the plug into the vehicle's 12-volt power socket.

fig (1)



SAE connectors



3. Expose the solar panel to sunlight. The solar panel can be mounted on a windshield using the included suction cups.

The solar panel will produce a current when exposed to sunlight. Direct sunlight will produce best results. Diffused or low light will result in lower or no output.

Note: If LED light on the panel is off this only shows that the LED light may have gone out and is not necessarily indicative of the solar panel not working. Please test the panel with a multimeter to ensure proper functionality.

Maintenance

- Clean the panel, battery clamps and other parts of dirt and debris to prepare it for the next use. Wipe the components with a damp cloth but **DO NOT** use soap or solvents.
- Dry the components so that no moisture remains to possibly corrode the electrical connections.
- **DO NOT** pour chemicals on the panel when cleaning.

Store the solar panel when it is not in use. Store in a dry, secure place out of the reach of children. Inspect the panel and clips for good working condition prior to storage and again before use.

Limited Warranty

Nature Power warrants our products to the original purchaser that this product is free from defects in materials and workmanship for the period of 1 year from date of purchase, 5 year warranted to generate up to 80% of rated power from date of purchase. In the case of product defect, contact Nature Power customer service to receive troubleshooting. If defective part or unit should be returned, a Return Authorization Number must be issued by Nature Power and the defective part or unit should be returned to the authorized location at the purchasers' expense. A dated proof of purchase is required to receive warranty service. Once received at authorized location and defect proves to be the result of defective material and workmanship, the defective part or unit will be replaced at warrantors' option and returned to the original purchaser at warrantors' expense. No refunds will be granted by the warrantor, in the event of buyer's remorse please contact your point of purchase within and in adherence to their return policy. Refunds are granted at the retailers' discretions.



Please contact Nature Power Products to acquire more information:

1-800-588-0590

info@naturepowerproducts.com

www.naturepowerproducts.com

Made in China