



## Solar Hanging Clip Lights-6 Pack

### User Manual



**⚠ WARNING:** Read carefully and understand all ASSEMBLY AND OPERATION INSTRUCTIONS before operating. Failure to follow the safety rules and other basic safety precautions may result in serious personal injury.

Item #21906

**SAVE THESE INSTRUCTIONS**

## Important Safety Information

Thank you for choosing a Nature Power Product.

Save the receipt and these instructions. It is important that you read the entire manual to become familiar with this product before you begin using it.

This product is designed for certain applications only. the distributor cannot be responsible for issues arising from modification. We strongly recommend this product not be modified and/or used for any application other than that for which it was designed. If you have any question relative to a particular application, Do not use the product until you have first contacted the distributor to determine if it can or should be performed on the product.

For technical question please call 1800-588-0590

### **WARNING**

- Read and understand all instructions. Failure to follow all instructions may result in serious injury or property damage.
- The warnings, cautions, and instructions in this manual cannot cover all possible conditions or situations that could occur. Exercise common sense and caution when using this tool. Always be aware of the environment and ensure that the tool is used in a safe and responsible manner.
- Do not allow persons to operate or assemble the product until they have read this manual and have developed a thorough understanding of how it works.
- Do not modify this product in any way. Unauthorized modification may impair the function and/or safety and could affect the life of the product. There are specific applications for which the product was designed.
- Use the right tool for the job. DO NOT attempt to force small equipment to do the work of larger industrial equipment. There are certain applications for which this equipment was designed. It will be a safer experience and do the job better at the capacity for which it was intended. DO NOT use this equipment for a purpose for which it was not intended.
- Industrial or commercial applications must follow OSHA requirements.



#### **WARNING**

This product can expose you to chemicals, including Di (2-ethylhexyl) phthalate (DEHP) which is known to the State of California to cause cancer, birth defects or other reproductive harm. For more information, go to [www.p65warnings.ca.gov](http://www.p65warnings.ca.gov)



#### **ADVERTENCIA**

Este producto puede exponerlo a productos químicos, incluidos Di (2-etilhexil) ftalato (DEHP) que el estado de California sabe que causa cáncer, defectos de nacimiento u otros daños reproductivos. Para obtener más información, vaya a [www.p65warnings.ca.gov](http://www.p65warnings.ca.gov)

## Precaution

1. Do not touch the top of the solar light with any hard material as this could break, scratch or damage the solar panel.
2. To test the operation of the light you can simply cover the upper surface of the solar panel the light will active automatically once turned on.
3. If there is high ambient lighting nearby the LED light may be very dim as it is designed to work best in darkness. This does not mean that the light does not work and it is just operating based on the bright surroundings.
4. Please charge the light for a full day prior to first use in order for the light to perform at its maximum capacity.

## Parts List

Reference	Part Description	Quantity
1	Solar Hanging Light bulb	6
2	Manual	1

## Technical Specifications

Property	Specification
Solar Panel	Polycrystalline
LED	5xWarm white LED (3000K)
Material	Plastic and steel

## Operating Instructions

1. Remove carefully all parts from inner box.
2. Turn the bulb clockwise and remove it (Diagram b).
3. Switch to "ON" to turn on the light (Diagram c).
4. Place the lamp to the desired location (Diagram d).

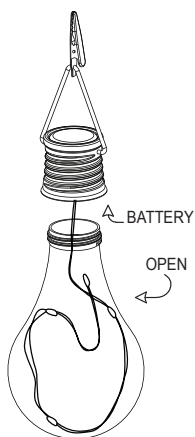


Diagram b

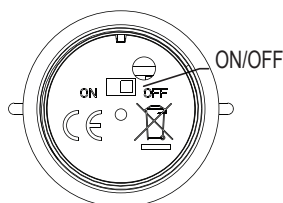


Diagram c

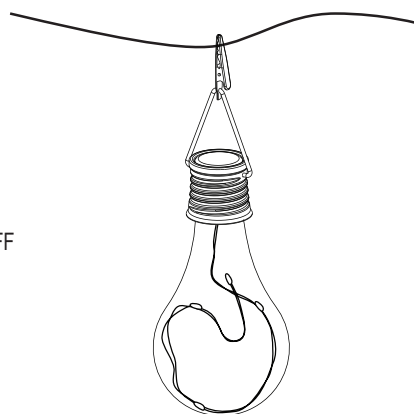


Diagram d

## Install Instructions

The light is powered by solar energy through the solar panel on the light.

The solar panel converts energy from sunlight into electric energy then charges the Ni-MH rechargeable battery. The light turns on automatically in darkness and will turn off once exposed to sunlight.

1. For best results, place the light panel where there is ample sunlight exposure to charge your light.
2. Maximum sunlight exposure will allow the light to work for up to 8 hours.

## Limited Warranty

Nature Power warrants our products to the original purchaser that this product is free from defects in materials and workmanship for the period of one year from date of purchase. In the case of product defect, contact Nature Power customer service to receive troubleshooting. If defective part or unit should be returned, a Return Authorization Number must be issued by Nature Power and the defective part or unit should be returned to the authorized location at the purchasers' expense. A dated proof of purchase is required to receive warranty service. Once received at authorized location and defect proves to be the result of defective material and workmanship, the defective part or unit will be replaced at warrantors' option and returned to the original purchaser at warrantors' expense. No refunds will be granted by the warrantor, in the event of buyer's remorse please contact your point of purchase within and in adherence to their return policy. Refunds are granted at the retailers' discretions.



**Please contact Nature Power Products to acquire more information:**

1-800-588-0590

[info@naturepowerproducts.com](mailto:info@naturepowerproducts.com)

[www.naturepowerproducts.com](http://www.naturepowerproducts.com)

Made in China